

# Western Kentucky University

## Spring 2025 Full Term Course Evaluations

**Course:** LTCY505701: JOB-EMBEDDED LTCY METHODS  
**Instructor:** Jeremy Logsdon \*  
**Response Rate:** 4/6 (66.67 %)

### 1 - What is your expected grade in this course?

Response Option	Weight	Frequency	Percent	Percent Responses	Means			
A	(1)	4	100.00%					
B	(2)	0	0.00%					
C	(3)	0	0.00%					
D	(4)	0	0.00%					
F	(5)	0	0.00%					
				0 25 50 100				
Response Rate								
4/6 (66.67%)								



### 2 - My instructor is organized and well-prepared for class.

Response Option		Weight	Frequency	Percent	Percent Responses	Means								
Strongly Agree		(5)	4	100.00%		5.00		4.51		4.49				
Agree		(4)	0	0.00%										
Neutral		(3)	0	0.00%										
Disagree		(2)	0	0.00%										
Strongly Disagree		(1)	0	0.00%										
					0	25	50	100	Question	College Summary	Department Summary			
Response Rate		Mean	STD	Median	College Summary		Mean	STD	Median	Department Summary		Mean	STD	Median
4/6 (66.67%)		5.00	0.00	5.00	2999		4.51	0.78	5.00	1232		4.49	0.81	5.00

### 3 - Expectations for course assignments are clear and specific.

Response Option		Weight	Frequency	Percent	Percent Responses	Means								
Strongly Agree		(5)	4	100.00%		5.00		4.44		4.38				
Agree		(4)	0	0.00%										
Neutral		(3)	0	0.00%										
Disagree		(2)	0	0.00%										
Strongly Disagree		(1)	0	0.00%										
					0	25	50	100	Question	College Summary	Department Summary			
Response Rate		Mean	STD	Median	College Summary		Mean	STD	Median	Department Summary		Mean	STD	Median
4/6 (66.67%)		5.00	0.00	5.00	2999		4.44	0.87	5.00	1232		4.38	0.96	5.00

### 4 - Assignments/exams are aligned with course learning objectives.





Response Option		Weight	Frequency	Percent	Percent Responses	Means								
Strongly Agree		(5)	4	100.00%										
Agree		(4)	0	0.00%										
Neutral		(3)	0	0.00%										
Disagree		(2)	0	0.00%										
Strongly Disagree		(1)	0	0.00%										
					02550100	Question	College Summary	Department Summary						
Response Rate		Mean	STD	Median	College Summary		Mean	STD	Median	Department Summary		Mean	STD	Median
4/6 (66.67%)		5.00	0.00	5.00	2999		4.59	0.67	5.00	1232		4.57	0.72	5.00

# Western Kentucky University





## Spring 2025 Full Term Course Evaluations

**Course:** LTCY505701: JOB-EMBEDDED LTCY METHODS  
**Instructor:** Jeremy Logsdon \*  
**Response Rate:** 4/6 (66.67 %)





### 5 - This course has effectively challenged me to think.

Response Option		Weight	Frequency	Percent	Percent Responses	Means								
Strongly Agree		(5)	4	100.00%										
Agree		(4)	0	0.00%										
Neutral		(3)	0	0.00%										
Disagree		(2)	0	0.00%										
Strongly Disagree		(1)	0	0.00%										
0 25 50 100					Question		College Summary		Department Summary					
Response Rate		Mean	STD	Median	College Summary		Mean	STD	Median	Department Summary		Mean	STD	Median
4/6 (66.67%)		5.00	0.00	5.00	2999		4.47	0.82	5.00	1232		4.47	0.82	5.00





### 6 - My instructor provides constructive feedback.

Response Option				Weight	Frequency	Percent	Percent Responses		Means					
Strongly Agree				(5)	4	100.00%								
Agree				(4)	0	0.00%								
Neutral				(3)	0	0.00%								
Disagree				(2)	0	0.00%								
Strongly Disagree				(1)	0	0.00%								
0      25      50      100							Question		College Summary		Department Summary			
Response Rate		Mean	STD	Median	College Summary		Mean	STD	Median	Department Summary		Mean	STD	Median
4/6 (66.67%)		5.00	0.00	5.00	2999		4.34	0.96	5.00	1232		4.39	0.93	5.00

### 7 - Overall, my instructor is effective.

Response Option				Weight	Frequency	Percent	Percent Responses	Means					
Strongly Agree				(5)	4	100.00%							
Agree				(4)	0	0.00%							
Neutral				(3)	0	0.00%							
Disagree				(2)	0	0.00%							
Strongly Disagree				(1)	0	0.00%							
0 25 50 100							Question	College Summary	Department Summary				
Response Rate		Mean	STD	Median	College Summary		Mean	STD	Median	Department Summary	Mean	STD	Median
4/6 (66.67%)		5.00	0.00	5.00	2999		4.44	0.88	5.00	1232	4.44	0.90	5.00

### 8 - I have learned a lot in this course.





Response Option				Weight	Frequency	Percent	Percent Responses	Means						
Strongly Agree				(5)	3	75.00%								
Agree				(4)	1	25.00%								
Neutral				(3)	0	0.00%								
Disagree				(2)	0	0.00%								
Strongly Disagree				(1)	0	0.00%								
0 25 50 100							Question	College Summary	Department Summary					
Response Rate		Mean	STD	Median	College Summary		Mean	STD	Median	Department Summary		Mean	STD	Median
4/6 (66.67%)		4.75	0.50	5.00	2999		4.40	0.89	5.00	1232		4.40	0.89	5.00

# Western Kentucky University





## Spring 2025 Full Term Course Evaluations

**Course:** LTCY505701: JOB-EMBEDDED LTCY METHODS  
**Instructor:** Jeremy Logsdon \*  
**Response Rate:** 4/6 (66.67 %)





### 9 - My instructor treats me fairly with regard to race, age, sex, religion, national origin, disability, gender identity, and sexual orientation.

Response Option		Weight	Frequency	Percent	Percent Responses	Means								
Strongly Agree		(5)	4	100.00%										
Agree		(4)	0	0.00%										
Neutral		(3)	0	0.00%										
Disagree		(2)	0	0.00%										
Strongly Disagree		(1)	0	0.00%										
02550100					Question	College Summary	Department Summary							
Response Rate		Mean	STD	Median	College Summary		Mean	STD	Median	Department Summary		Mean	STD	Median
4/6 (66.67%)		5.00	0.00	5.00	2999		4.76	0.54	5.00	1232		4.72	0.60	5.00





### 10 - This course has clearly stated objectives.

Response Option		Weight	Frequency	Percent	Percent Responses	Means						
Strongly Agree		(5)	3	75.00%								
Agree		(4)	1	25.00%								
Neutral		(3)	0	0.00%								
Disagree		(2)	0	0.00%								
Strongly Disagree		(1)	0	0.00%								
					0	25	50	100	Question	College Summary	Department Summary	
Response Rate		Mean	STD	Median	College Summary	Mean	STD	Median	Department Summary	Mean	STD	Median
4/6 (66.67%)		4.75	0.50	5.00	1232	4.52	0.78	5.00	1232	4.52	0.78	5.00

### 11 - This course helped me understand the connections between educational theory and practice.

Response Option				Weight	Frequency	Percent	Percent Responses	Means						
Strongly Agree				(5)	4	100.00%								
Agree				(4)	0	0.00%								
Neutral				(3)	0	0.00%								
Disagree				(2)	0	0.00%								
Strongly Disagree				(1)	0	0.00%								
0 25 50 100							Question	College Summary	Department Summary					
Response Rate		Mean	STD	Median	College Summary		Mean	STD	Median	Department Summary		Mean	STD	Median
4/6 (66.67%)		5.00	0.00	5.00	1232		4.45	0.86	5.00	1232		4.45	0.86	5.00





### 12 - This course helped me understand how to apply principles and concepts.

Response Option				Weight	Frequency	Percent	Percent Responses	Means						
Strongly Agree				(5)	4	100.00%								
Agree				(4)	0	0.00%								
Neutral				(3)	0	0.00%								
Disagree				(2)	0	0.00%								
Strongly Disagree				(1)	0	0.00%								
0 25 50 100							Question	College Summary	Department Summary					
Response Rate		Mean	STD	Median	College Summary		Mean	STD	Median	Department Summary		Mean	STD	Median
4/6 (66.67%)		5.00	0.00	5.00	1232		4.46	0.84	5.00	1232		4.46	0.84	5.00





Western Kentucky University  
Spring 2025 Full Term Course Evaluations

Course: LTCY505701: JOB-EMBEDDED LTCY METHODS  
Instructor: Jeremy Logsdon \*  
Response Rate: 4/6 (66.67 %)





13 - The evaluation procedures used were consistent with those described at the beginning of the course.

Response Option		Weight	Frequency	Percent	Percent Responses	Means						
Strongly Agree		(5)	4	100.00%								
Agree		(4)	0	0.00%								
Neutral		(3)	0	0.00%								
Disagree		(2)	0	0.00%								
Strongly Disagree		(1)	0	0.00%								
0 25 50 100						Question	College Summary	Department Summary				
Response Rate		Mean	STD	Median	College Summary	Mean	STD	Median	Department Summary	Mean	STD	Median
4/6 (66.67%)		5.00	0.00	5.00	1232	4.51	0.79	5.00	1232	4.51	0.79	5.00

14 - My instructor regularly used exams, assignments, projects, class discussions, or other activities to measure progress.

Response Option		Weight	Frequency	Percent	Percent Responses	Means						
Strongly Agree		(5)	4	100.00%								
Agree		(4)	0	0.00%								
Neutral		(3)	0	0.00%								
Disagree		(2)	0	0.00%								
Strongly Disagree		(1)	0	0.00%								
0 25 50 100						Question	College Summary	Department Summary				
Response Rate		Mean	STD	Median	College Summary	Mean	STD	Median	Department Summary	Mean	STD	Median
4/6 (66.67%)		5.00	0.00	5.00	1232	4.49	0.79	5.00	1232	4.49	0.79	5.00

15 - My instructor met classes regularly or made other arrangements in his/her absence.

Response Option		Weight	Frequency	Percent	Percent Responses	Means						
Strongly Agree		(5)	4	100.00%								
Agree		(4)	0	0.00%								
Neutral		(3)	0	0.00%								
Disagree		(2)	0	0.00%								
Strongly Disagree		(1)	0	0.00%								
0 25 50 100						Question	College Summary	Department Summary				
Response Rate		Mean	STD	Median	College Summary	Mean	STD	Median	Department Summary	Mean	STD	Median
4/6 (66.67%)		5.00	0.00	5.00	1232	4.57	0.73	5.00	1232	4.57	0.73	5.00

16 - Please provide additional feedback:

Response Rate		1/6 (16.67%)
• Dr. Logsdon has been an excellent steward of this certificate and its students!		