

Western Kentucky University

Fall 2024 Full Term Course Evaluations

Course: LTCY504701: STRAT-BASED RDG & WRTG INTERV
Instructor: Jeremy Logsdon *
Response Rate: 4/6 (66.67 %)

1 - What is your expected grade in this course?

| Response Option | Weight | Frequency | Percent | Percent Responses | Means | | | |
|-----------------|--------|-----------|---------|-------------------|-------|--|--|--|
| A | (1) | 4 | 100.00% | | | | | |
| B | (2) | 0 | 0.00% | | | | | |
| C | (3) | 0 | 0.00% | | | | | |
| D | (4) | 0 | 0.00% | | | | | |
| F | (5) | 0 | 0.00% | | | | | |
| | | | | 0 25 50 100 | | | | |
| Response Rate | | | | | | | | |
| 4/6 (66.67%) | | | | | | | | |





2 - My instructor is organized and well-prepared for class.

| Response Option | | Weight | Frequency | Percent | Percent Responses | Means | | | | | | | | |
|-------------------|--|--------|-----------|---------|-------------------|-------|------|------|----------|--------------------|--------------------|------|------|--------|
| Strongly Agree | | (5) | 4 | 100.00% | | 5.00 | | 4.48 | | 4.42 | | | | |
| Agree | | (4) | 0 | 0.00% | | | | | | | | | | |
| Neutral | | (3) | 0 | 0.00% | | | | | | | | | | |
| Disagree | | (2) | 0 | 0.00% | | | | | | | | | | |
| Strongly Disagree | | (1) | 0 | 0.00% | | | | | | | | | | |
| | | | | | 0 | 25 | 50 | 100 | Question | College Summary | Department Summary | | | |
| Response Rate | | Mean | STD | Median | College Summary | | Mean | STD | Median | Department Summary | | Mean | STD | Median |
| 4/6 (66.67%) | | 5.00 | 0.00 | 5.00 | 3296 | | 4.48 | 0.87 | 5.00 | 1232 | | 4.42 | 0.97 | 5.00 |

3 - Expectations for course assignments are clear and specific.

| Response Option | | Weight | Frequency | Percent | Percent Responses | Means | | | | | | | | |
|-------------------|--|--------|-----------|---------|-------------------|----------|-----------------|--------------------|--------|--------------------|--|------|------|--------|
| Strongly Agree | | (5) | 4 | 100.00% | | | | | | | | | | |
| Agree | | (4) | 0 | 0.00% | | | | | | | | | | |
| Neutral | | (3) | 0 | 0.00% | | | | | | | | | | |
| Disagree | | (2) | 0 | 0.00% | | | | | | | | | | |
| Strongly Disagree | | (1) | 0 | 0.00% | | | | | | | | | | |
| | | | | | 02550100 | Question | College Summary | Department Summary | | | | | | |
| Response Rate | | Mean | STD | Median | College Summary | | Mean | STD | Median | Department Summary | | Mean | STD | Median |
| 4/6 (66.67%) | | 5.00 | 0.00 | 5.00 | 3296 | | 4.38 | 0.96 | 5.00 | 1232 | | 4.34 | 1.02 | 5.00 |

4 - Assignments/exams are aligned with course learning objectives.

| Response Option | | | | Weight | Frequency | Percent | Percent Responses | Means | | | | | | |
|-------------------|--|------|------|--------|-----------------|---------|---|--|---|---|--|------|------|--------|
| Strongly Agree | | | | (5) | 4 | 100.00% |  |  |  |  | | | | |
| Agree | | | | (4) | 0 | 0.00% | | | | | | | | |
| Neutral | | | | (3) | 0 | 0.00% | | | | | | | | |
| Disagree | | | | (2) | 0 | 0.00% | | | | | | | | |
| Strongly Disagree | | | | (1) | 0 | 0.00% | | | | | | | | |
| 02550100 | | | | | | | Question | College Summary | Department Summary | | | | | |
| Response Rate | | Mean | STD | Median | College Summary | | Mean | STD | Median | Department Summary | | Mean | STD | Median |
| 4/6 (66.67%) | | 5.00 | 0.00 | 5.00 | 3296 | | 4.54 | 0.76 | 5.00 | 1232 | | 4.51 | 0.79 | 5.00 |

Western Kentucky University

Fall 2024 Full Term Course Evaluations

Course: LTCY504701: STRAT-BASED RDG & WRTG INTERV
Instructor: Jeremy Logsdon *
Response Rate: 4/6 (66.67 %)

5 - This course has effectively challenged me to think.

| Response Option | | Weight | Frequency | Percent | Percent Responses | Means | | | | | | | | |
|-------------------|--|--------|-----------|---------|-------------------|-------|------|------|----------|--------------------|--------------------|------|------|--------|
| Strongly Agree | | (5) | 3 | 75.00% | | | 4.75 | 4.39 | 4.40 | | | | | |
| Agree | | (4) | 1 | 25.00% | | | | | | | | | | |
| Neutral | | (3) | 0 | 0.00% | | | | | | | | | | |
| Disagree | | (2) | 0 | 0.00% | | | | | | | | | | |
| Strongly Disagree | | (1) | 0 | 0.00% | | | | | | | | | | |
| | | | | | 0 | 25 | 50 | 100 | Question | College Summary | Department Summary | | | |
| Response Rate | | Mean | STD | Median | College Summary | | Mean | STD | Median | Department Summary | | Mean | STD | Median |
| 4/6 (66.67%) | | 4.75 | 0.50 | 5.00 | 3296 | | 4.39 | 0.93 | 5.00 | 1232 | | 4.40 | 0.91 | 5.00 |

6 - My instructor provides constructive feedback.

| Response Option | | | | Weight | Frequency | Percent | Percent Responses | Means | | | | | |
|-------------------|--|------|------|--------|-----------------|---------|-------------------|-----------------|--------------------|--------------------|------|------|--------|
| Strongly Agree | | | | (5) | 4 | 100.00% | | | | | | | |
| Agree | | | | (4) | 0 | 0.00% | | | | | | | |
| Neutral | | | | (3) | 0 | 0.00% | | | | | | | |
| Disagree | | | | (2) | 0 | 0.00% | | | | | | | |
| Strongly Disagree | | | | (1) | 0 | 0.00% | | | | | | | |
| 02550100 | | | | | | | Question | College Summary | Department Summary | | | | |
| Response Rate | | Mean | STD | Median | College Summary | | Mean | STD | Median | Department Summary | Mean | STD | Median |
| 4/6 (66.67%) | | 5.00 | 0.00 | 5.00 | 3296 | | 4.33 | 0.97 | 5.00 | 1232 | 4.31 | 1.01 | 5.00 |

7 - Overall, my instructor is effective.

| Response Option | | | Weight | Frequency | Percent | Percent Responses | | Means | | | | | | |
|-------------------|--|------|--------|-----------|-----------------|-------------------|------|-----------------|--------|--------------------|------|------|------|--------|
| Strongly Agree | | | (5) | 4 | 100.00% | | | | 5.00 | | 4.40 | | 4.37 | |
| Agree | | | (4) | 0 | 0.00% | | | | | | | | | |
| Neutral | | | (3) | 0 | 0.00% | | | | | | | | | |
| Disagree | | | (2) | 0 | 0.00% | | | | | | | | | |
| Strongly Disagree | | | (1) | 0 | 0.00% | | | | | | | | | |
| 02550100 | | | | | | Question | | College Summary | | Department Summary | | | | |
| Response Rate | | Mean | STD | Median | College Summary | | Mean | STD | Median | Department Summary | | Mean | STD | Median |
| 4/6 (66.67%) | | 5.00 | 0.00 | 5.00 | 3296 | | 4.40 | 0.93 | 5.00 | 1232 | | 4.37 | 0.96 | 5.00 |

8 - I have learned a lot in this course.





| Response Option | | | | Weight | Frequency | Percent | Percent Responses | Means | | | | | |
|-------------------|--|------|------|--------|-----------------|---------|-------------------|----------|-----------------|--------------------|------|------|--------|
| Strongly Agree | | | | (5) | 3 | 75.00% | | | 4.75 | 4.32 | 4.33 | | |
| Agree | | | | (4) | 1 | 25.00% | | | | | | | |
| Neutral | | | | (3) | 0 | 0.00% | | | | | | | |
| Disagree | | | | (2) | 0 | 0.00% | | | | | | | |
| Strongly Disagree | | | | (1) | 0 | 0.00% | | | | | | | |
| 02550100 | | | | | | | | Question | College Summary | Department Summary | | | |
| Response Rate | | Mean | STD | Median | College Summary | | Mean | STD | Median | Department Summary | Mean | STD | Median |
| 4/6 (66.67%) | | 4.75 | 0.50 | 5.00 | 3296 | | 4.32 | 0.97 | 5.00 | 1232 | 4.33 | 0.95 | 5.00 |

Western Kentucky University





Fall 2024 Full Term Course Evaluations

Course: LTCY504701: STRAT-BASED RDG & WRTG INTERV
Instructor: Jeremy Logsdon *
Response Rate: 4/6 (66.67 %)





9 - My instructor treats me fairly with regard to race, age, sex, religion, national origin, disability, gender identity, and sexual orientation.

| Response Option | | | | Weight | Frequency | Percent | Percent Responses | Means | | | | | |
|-------------------|--|------|------|--------|-----------------|---------|---|---|---|---|------|------|--------|
| Strongly Agree | | | | (5) | 4 | 100.00% |  |  |  |  | | | |
| Agree | | | | (4) | 0 | 0.00% | | | | | | | |
| Neutral | | | | (3) | 0 | 0.00% | | | | | | | |
| Disagree | | | | (2) | 0 | 0.00% | | | | | | | |
| Strongly Disagree | | | | (1) | 0 | 0.00% | | | | | | | |
| 02550100 | | | | | | | Question | College Summary | Department Summary | | | | |
| Response Rate | | Mean | STD | Median | College Summary | | Mean | STD | Median | Department Summary | Mean | STD | Median |
| 4/6 (66.67%) | | 5.00 | 0.00 | 5.00 | 3296 | | 4.77 | 0.53 | 5.00 | 1232 | 4.74 | 0.58 | 5.00 |





10 - This course has clearly stated objectives.

| Response Option | | | | Weight | Frequency | Percent | Percent Responses | Means | | | | | | |
|-------------------|--|------|------|--------|-----------------|---------|---|---|---|---|--|------|------|--------|
| Strongly Agree | | | | (5) | 4 | 100.00% |  |  |  |  | | | | |
| Agree | | | | (4) | 0 | 0.00% | | | | | | | | |
| Neutral | | | | (3) | 0 | 0.00% | | | | | | | | |
| Disagree | | | | (2) | 0 | 0.00% | | | | | | | | |
| Strongly Disagree | | | | (1) | 0 | 0.00% | | | | | | | | |
| 0 25 50 100 | | | | | | | Question | College Summary | Department Summary | | | | | |
| Response Rate | | Mean | STD | Median | College Summary | | Mean | STD | Median | Department Summary | | Mean | STD | Median |
| 4/6 (66.67%) | | 5.00 | 0.00 | 5.00 | 1232 | | 4.45 | 0.89 | 5.00 | 1232 | | 4.45 | 0.89 | 5.00 |

11 - This course helped me understand the connections between educational theory and practice.

| Response Option | | | | Weight | Frequency | Percent | Percent Responses | Means | | | | | | |
|----------------------------|--|------|------|--------|-----------------|---------|---|---|---|---|--|------|------|--------|
| Strongly Agree | | | | (5) | 4 | 100.00% |  |  |  |  | | | | |
| Agree | | | | (4) | 0 | 0.00% | | | | | | | | |
| Neutral | | | | (3) | 0 | 0.00% | | | | | | | | |
| Disagree | | | | (2) | 0 | 0.00% | | | | | | | | |
| Strongly Disagree | | | | (1) | 0 | 0.00% | | | | | | | | |
| 0 25 50 100 | | | | | | | Question | College Summary | Department Summary | | | | | |
| Response Rate | | Mean | STD | Median | College Summary | | Mean | STD | Median | Department Summary | | Mean | STD | Median |
| 4/6 (66.67%) | | 5.00 | 0.00 | 5.00 | 1232 | | 4.43 | 0.88 | 5.00 | 1232 | | 4.43 | 0.88 | 5.00 |

12 - This course helped me understand how to apply principles and concepts.

| Response Option | | | | Weight | Frequency | Percent | Percent Responses | Means | | | | | |
|-------------------|--|------|------|--------|-----------------|---------|---|---|---|---|------|------|--------|
| Strongly Agree | | | | (5) | 4 | 100.00% |  |  |  |  | | | |
| Agree | | | | (4) | 0 | 0.00% | | | | | | | |
| Neutral | | | | (3) | 0 | 0.00% | | | | | | | |
| Disagree | | | | (2) | 0 | 0.00% | | | | | | | |
| Strongly Disagree | | | | (1) | 0 | 0.00% | | | | | | | |
| 02550100 | | | | | | | | Question | College Summary | Department Summary | | | |
| Response Rate | | Mean | STD | Median | College Summary | | Mean | STD | Median | Department Summary | Mean | STD | Median |
| 4/6 (66.67%) | | 5.00 | 0.00 | 5.00 | 1232 | | 4.43 | 0.87 | 5.00 | 1232 | 4.43 | 0.87 | 5.00 |

Western Kentucky University





Fall 2024 Full Term Course Evaluations

Course: LTCY504701: STRAT-BASED RDG & WRTG INTERV





Instructor: Jeremy Logsdon *

Response Rate: 4/6 (66.67 %)





13 - The evaluation procedures used were consistent with those described at the beginning of the course.

| Response Option | | Weight | Frequency | Percent | Percent Responses | Means | | | | | | | | |
|-------------------|--|--------|-----------|---------|---|---|---|---|--------|--------------------|--|------|------|--------|
| Strongly Agree | | (5) | 4 | 100.00% |  |  |  |  | | | | | | |
| Agree | | (4) | 0 | 0.00% | | | | | | | | | | |
| Neutral | | (3) | 0 | 0.00% | | | | | | | | | | |
| Disagree | | (2) | 0 | 0.00% | | | | | | | | | | |
| Strongly Disagree | | (1) | 0 | 0.00% | | | | | | | | | | |
| | | | | | 02550100 | Question | College Summary | Department Summary | | | | | | |
| Response Rate | | Mean | STD | Median | College Summary | | Mean | STD | Median | Department Summary | | Mean | STD | Median |
| 4/6 (66.67%) | | 5.00 | 0.00 | 5.00 | 1232 | | 4.45 | 0.85 | 5.00 | 1232 | | 4.45 | 0.85 | 5.00 |

14 - My instructor regularly used exams, assignments, projects, class discussions, or other activities to measure progress.

| Response Option | | Weight | Frequency | Percent | Percent Responses | Means | | | | | | | | |
|----------------------|--|--------|-----------|---------|---|---|---|---|--------|--------------------|--|------|------|--------|
| Strongly Agree | | (5) | 3 | 75.00% |  |  |  |  | | | | | | |
| Agree | | (4) | 0 | 0.00% | | | | | | | | | | |
| Neutral | | (3) | 1 | 25.00% | | | | | | | | | | |
| Disagree | | (2) | 0 | 0.00% | | | | | | | | | | |
| Strongly Disagree | | (1) | 0 | 0.00% | | | | | | | | | | |
| 0 25 50 100 | | | | | | Question | | College Summary | | Department Summary | | | | |
| Response Rate | | Mean | STD | Median | College Summary | | Mean | STD | Median | Department Summary | | Mean | STD | Median |
| 4/6 (66.67%) | | 4.50 | 1.00 | 5.00 | 1232 | | 4.49 | 0.79 | 5.00 | 1232 | | 4.49 | 0.79 | 5.00 |

15 - My instructor met classes regularly or made other arrangements in his/her absence.

| Response Option | | Weight | Frequency | Percent | Percent Responses | Means | | | | | | |
|-------------------|--|--------|-----------|---------|---|---|---|---|--------------------|-----------------|--------------------|--------|
| Strongly Agree | | (5) | 4 | 100.00% |  |  |  |  | | | | |
| Agree | | (4) | 0 | 0.00% | | | | | | | | |
| Neutral | | (3) | 0 | 0.00% | | | | | | | | |
| Disagree | | (2) | 0 | 0.00% | | | | | | | | |
| Strongly Disagree | | (1) | 0 | 0.00% | | | | | | | | |
| | | | | | 0 | 25 | 50 | 100 | Question | College Summary | Department Summary | |
| Response Rate | | Mean | STD | Median | College Summary | Mean | STD | Median | Department Summary | Mean | STD | Median |
| 4/6 (66.67%) | | 5.00 | 0.00 | 5.00 | 1232 | 4.58 | 0.71 | 5.00 | 1232 | 4.58 | 0.71 | 5.00 |

16 - Please provide additional feedback:

| Response Rate | | 1/6 (16.67%) |
|--|--|--------------|
| • Dr. Logsdon is a supportive professor who encourages his students to think critically and succeed. | | |