

Western Kentucky University





Fall 2024 Full Term Course Evaluations

Course: LME448703: TECHNOLOGY APPS IN EDUCATION
Instructor: Jeremy Logsdon *
Response Rate: 15/27 (55.56 %)





1 - What is your expected grade in this course?

Response Option	Weight	Frequency	Percent	Percent Responses	Means			
A	(1)	15	100.00%					
B	(2)	0	0.00%					
C	(3)	0	0.00%					
D	(4)	0	0.00%					
F	(5)	0	0.00%					
				0 25 50 100				
Response Rate								
15/27 (55.56%)								





2 - My instructor is organized and well-prepared for class.

Response Option				Weight	Frequency	Percent	Percent Responses	Means			
Strongly Agree				(5)	11	73.33%					
Agree				(4)	4	26.67%					
Neutral				(3)	0	0.00%					
Disagree				(2)	0	0.00%					
Strongly Disagree				(1)	0	0.00%					
02550100							Question	College Summary	Department Summary		
Response Rate		Mean	STD	Median	College Summary		Mean	STD	Median	Department Summary	
15/27 (55.56%)		4.73	0.46	5.00	3296		4.48	0.87	5.00	1232	4.42
										0.97	5.00

3 - Expectations for course assignments are clear and specific.

Response Option				Weight	Frequency	Percent	Percent Responses	Means					
Strongly Agree				(5)	10	66.67%							
Agree				(4)	3	20.00%							
Neutral				(3)	2	13.33%							
Disagree				(2)	0	0.00%							
Strongly Disagree				(1)	0	0.00%							
							02550100	Question	College Summary	Department Summary			
Response Rate		Mean	STD	Median	College Summary		Mean	STD	Median	Department Summary	Mean	STD	Median
15/27 (55.56%)		4.53	0.74	5.00	3296		4.38	0.96	5.00	1232	4.34	1.02	5.00

4 - Assignments/exams are aligned with course learning objectives.

Response Option				Weight	Frequency	Percent	Percent Responses	Means			
Strongly Agree				(5)	10	66.67%					
Agree				(4)	3	20.00%					
Neutral				(3)	2	13.33%					
Disagree				(2)	0	0.00%					
Strongly Disagree				(1)	0	0.00%					
02550100							Question	College Summary	Department Summary		
Response Rate		Mean	STD	Median	College Summary		Mean	STD	Median	Department Summary	
15/27 (55.56%)		4.53	0.74	5.00	3296		4.54	0.76	5.00	1232	

Western Kentucky University

Fall 2024 Full Term Course Evaluations

Course: LME448703: TECHNOLOGY APPS IN EDUCATION
Instructor: Jeremy Logsdon *
Response Rate: 15/27 (55.56 %)

5 - This course has effectively challenged me to think.

Response Option			Weight	Frequency	Percent	Percent Responses		Means						
Strongly Agree			(5)	11	73.33%									
Agree			(4)	4	26.67%									
Neutral			(3)	0	0.00%									
Disagree			(2)	0	0.00%									
Strongly Disagree			(1)	0	0.00%									
						0	25	50	100	Question	College Summary	Department Summary		
Response Rate		Mean	STD	Median	College Summary		Mean	STD	Median	Department Summary		Mean	STD	Median
15/27 (55.56%)		4.73	0.46	5.00	3296		4.39	0.93	5.00	1232		4.40	0.91	5.00

6 - My instructor provides constructive feedback.

Response Option				Weight	Frequency	Percent	Percent Responses	Means					
Strongly Agree				(5)	13	86.67%	<div><div></div></div>	<div><div>4.87</div><div>4.33</div><div>4.31</div></div>					
Agree				(4)	2	13.33%	<div><div></div></div>						
Neutral				(3)	0	0.00%	<div><div></div></div>						
Disagree				(2)	0	0.00%	<div><div></div></div>						
Strongly Disagree				(1)	0	0.00%	<div><div></div></div>						
							02550100	Question	College Summary	Department Summary			
Response Rate		Mean	STD	Median	College Summary		Mean	STD	Median	Department Summary	Mean	STD	Median
15/27 (55.56%)		4.87	0.35	5.00	3296		4.33	0.97	5.00	1232	4.31	1.01	5.00

7 - Overall, my instructor is effective.

Response Option				Weight	Frequency	Percent	Percent Responses	Means						
Strongly Agree				(5)	9	60.00%								
Agree				(4)	5	33.33%								
Neutral				(3)	1	6.67%								
Disagree				(2)	0	0.00%								
Strongly Disagree				(1)	0	0.00%								
							0	25	50	100	Question	College Summary	Department Summary	
Response Rate		Mean	STD	Median	College Summary		Mean	STD	Median	Department Summary		Mean	STD	Median
15/27 (55.56%)		4.53	0.64	5.00	3296		4.40	0.93	5.00	1232		4.37	0.96	5.00

8 - I have learned a lot in this course.

Response Option				Weight	Frequency	Percent	Percent Responses	Means					
Strongly Agree				(5)	7	46.67%							
Agree				(4)	4	26.67%							
Neutral				(3)	4	26.67%							
Disagree				(2)	0	0.00%							
Strongly Disagree				(1)	0	0.00%							
02550100							Question	College Summary	Department Summary				
Response Rate		Mean	STD	Median	College Summary		Mean	STD	Median	Department Summary	Mean	STD	Median
15/27 (55.56%)		4.20	0.86	4.00	3296		4.32	0.97	5.00	1232	4.33	0.95	5.00

Western Kentucky University

Fall 2024 Full Term Course Evaluations

Course: LME448703: TECHNOLOGY APPS IN EDUCATION
Instructor: Jeremy Logsdon *
Response Rate: 15/27 (55.56 %)

9 - My instructor treats me fairly with regard to race, age, sex, religion, national origin, disability, gender identity, and sexual orientation.

Response Option				Weight	Frequency	Percent	Percent Responses	Means					
Strongly Agree				(5)	12	80.00%							
Agree				(4)	3	20.00%							
Neutral				(3)	0	0.00%							
Disagree				(2)	0	0.00%							
Strongly Disagree				(1)	0	0.00%							
02550100							Question	College Summary	Department Summary				
Response Rate		Mean	STD	Median	College Summary		Mean	STD	Median	Department Summary	Mean	STD	Median
15/27 (55.56%)		4.80	0.41	5.00	3296		4.77	0.53	5.00	1232	4.74	0.58	5.00

10 - This course has clearly stated objectives.

Response Option		Weight	Frequency	Percent	Percent Responses	Means								
Strongly Agree		(5)	8	53.33%			4.40		4.45		4.45			
Agree		(4)	5	33.33%										
Neutral		(3)	2	13.33%										
Disagree		(2)	0	0.00%										
Strongly Disagree		(1)	0	0.00%										
02550100					Question		College Summary		Department Summary					
Response Rate		Mean	STD	Median	College Summary		Mean	STD	Median	Department Summary		Mean	STD	Median
15/27 (55.56%)		4.40	0.74	5.00	1232		4.45	0.89	5.00	1232		4.45	0.89	5.00

11 - This course helped me understand the connections between educational theory and practice.

Response Option			Weight	Frequency	Percent	Percent Responses		Means						
Strongly Agree			(5)	8	53.33%									
Agree			(4)	5	33.33%									
Neutral			(3)	2	13.33%									
Disagree			(2)	0	0.00%									
Strongly Disagree			(1)	0	0.00%									
02550100						Question		College Summary		Department Summary				
Response Rate		Mean	STD	Median	College Summary		Mean	STD	Median	Department Summary		Mean	STD	Median
15/27 (55.56%)		4.40	0.74	5.00	1232		4.43	0.88	5.00	1232		4.43	0.88	5.00

12 - This course helped me understand how to apply principles and concepts.

Response Option				Weight	Frequency	Percent	Percent Responses	Means					
Strongly Agree				(5)	9	60.00%							
Agree				(4)	5	33.33%							
Neutral				(3)	1	6.67%							
Disagree				(2)	0	0.00%							
Strongly Disagree				(1)	0	0.00%							
02550100							Question	College Summary	Department Summary				
Response Rate		Mean	STD	Median	College Summary		Mean	STD	Median	Department Summary	Mean	STD	Median
15/27 (55.56%)		4.53	0.64	5.00	1232		4.43	0.87	5.00	1232	4.43	0.87	5.00

Western Kentucky University

Fall 2024 Full Term Course Evaluations

Course: LME448703: TECHNOLOGY APPS IN EDUCATION
Instructor: Jeremy Logsdon *
Response Rate: 15/27 (55.56 %)

13 - The evaluation procedures used were consistent with those described at the beginning of the course.

Response Option				Weight	Frequency	Percent	Percent Responses		Means																		
Strongly Agree				(5)	8	53.33%					4.47		4.45		4.45												
Agree				(4)	6	40.00%																					
Neutral				(3)	1	6.67%																					
Disagree				(2)	0	0.00%																					
Strongly Disagree				(1)	0	0.00%																					
0														25		50		100		Question		College Summary		Department Summary			
Response Rate		Mean	STD	Median	College Summary			Mean	STD	Median	Department Summary		Mean	STD	Median												
15/27 (55.56%)		4.47	0.64	5.00	1232			4.45	0.85	5.00	1232		4.45	0.85	5.00												

14 - My instructor regularly used exams, assignments, projects, class discussions, or other activities to measure progress.

Response Option				Weight	Frequency	Percent	Percent Responses	Means						
Strongly Agree				(5)	11	73.33%			4.73	4.49	4.49			
Agree				(4)	4	26.67%								
Neutral				(3)	0	0.00%								
Disagree				(2)	0	0.00%								
Strongly Disagree				(1)	0	0.00%								
							0	25	50	100	Question	College Summary	Department Summary	
Response Rate		Mean	STD	Median	College Summary		Mean	STD	Median	Department Summary		Mean	STD	Median
15/27 (55.56%)		4.73	0.46	5.00	1232		4.49	0.79	5.00	1232		4.49	0.79	5.00

15 - My instructor met classes regularly or made other arrangements in his/her absence.

Response Option				Weight	Frequency	Percent	Percent Responses	Means						
Strongly Agree				(5)	9	60.00%			4.47	4.58	4.58			
Agree				(4)	4	26.67%								
Neutral				(3)	2	13.33%								
Disagree				(2)	0	0.00%								
Strongly Disagree				(1)	0	0.00%								
							0	25	50	100	Question	College Summary	Department Summary	
Response Rate		Mean	STD	Median	College Summary		Mean	STD	Median	Department Summary	Mean	STD	Median	
15/27 (55.56%)		4.47	0.74	5.00	1232		4.58	0.71	5.00	1232	4.58	0.71	5.00	

16 - Please provide additional feedback:

Response Rate	4/27 (14.81%)
<ul style="list-style-type: none">I feel like every minor detail and mistake was docked for in points which was very stressful especially when you tried your best and spent hours on the assignment. However, Dr. Logsdon made sure to tell you what to do to fix it and allowed for partial points back upon resubmission.This has by far been my favorite class this semester! Professor Logsdon is great at communicating with you if you have questions or concerns. The content is super helpful as an Education major! Highly recommend this online course!This was one of my favorite courses! Thank you for the videos that you share explaining the content to online students. That has been so helpful in my success in this class. Have a lovely holiday.GREAT!	