

Western Kentucky University





Spring 2025 2nd Bi-Term Course Evaluations

Course: LITE537740: PRINCIPLES OF EDUCATIONAL TECH
Instructor: Jeremy Logsdon *
Response Rate: 7/25 (28.00 %)





1 - What is your expected grade in this course?

Response Option	Weight	Frequency	Percent	Percent Responses	Means			
A	(1)	7	100.00%					
B	(2)	0	0.00%					
C	(3)	0	0.00%					
D	(4)	0	0.00%					
F	(5)	0	0.00%					
				0 25 50 100				
Response Rate								
7/25 (28.00%)								





2 - My instructor is organized and well-prepared for class.

Response Option		Weight	Frequency	Percent	Percent Responses	Means								
Strongly Agree		(5)	6	85.71%										
Agree		(4)	1	14.29%										
Neutral		(3)	0	0.00%										
Disagree		(2)	0	0.00%										
Strongly Disagree		(1)	0	0.00%										
					02550100	Question	College Summary	Department Summary						
Response Rate		Mean	STD	Median	College Summary		Mean	STD	Median	Department Summary		Mean	STD	Median
7/25 (28.00%)		4.86	0.38	5.00	141		4.62	0.66	5.00	56		4.70	0.60	5.00

3 - Expectations for course assignments are clear and specific.

Response Option		Weight	Frequency	Percent	Percent Responses	Means								
Strongly Agree		(5)	6	85.71%										
Agree		(4)	1	14.29%										
Neutral		(3)	0	0.00%										
Disagree		(2)	0	0.00%										
Strongly Disagree		(1)	0	0.00%										
					02550100	Question	College Summary	Department Summary						
Response Rate		Mean	STD	Median	College Summary		Mean	STD	Median	Department Summary		Mean	STD	Median
7/25 (28.00%)		4.86	0.38	5.00	141		4.50	0.68	5.00	56		4.52	0.81	5.00

4 - Assignments/exams are aligned with course learning objectives.

Response Option				Weight	Frequency	Percent	Percent Responses	Means			
Strongly Agree				(5)	5	71.43%					
Agree				(4)	2	28.57%					
Neutral				(3)	0	0.00%					
Disagree				(2)	0	0.00%					
Strongly Disagree				(1)	0	0.00%					
02550100							Question	College Summary	Department Summary		
Response Rate		Mean	STD	Median	College Summary		Mean	STD	Median	Department Summary	
7/25 (28.00%)		4.71	0.49	5.00	141		4.62	0.57	5.00	56	

Western Kentucky University

Spring 2025 2nd Bi-Term Course Evaluations

Course: LITE537740: PRINCIPLES OF EDUCATIONAL TECH
Instructor: Jeremy Logsdon *
Response Rate: 7/25 (28.00 %)

5 - This course has effectively challenged me to think.

Response Option		Weight	Frequency	Percent	Percent Responses	Means								
Strongly Agree		(5)	6	85.71%										
Agree		(4)	1	14.29%										
Neutral		(3)	0	0.00%										
Disagree		(2)	0	0.00%										
Strongly Disagree		(1)	0	0.00%										
					0	25	50	100	Question	College Summary	Department Summary			
Response Rate		Mean	STD	Median	College Summary		Mean	STD	Median	Department Summary		Mean	STD	Median
7/25 (28.00%)		4.86	0.38	5.00	141		4.57	0.72	5.00	56		4.48	0.83	5.00

6 - My instructor provides constructive feedback.

Response Option				Weight	Frequency	Percent	Percent Responses	Means					
Strongly Agree				(5)	6	85.71%							
Agree				(4)	1	14.29%							
Neutral				(3)	0	0.00%							
Disagree				(2)	0	0.00%							
Strongly Disagree				(1)	0	0.00%							
02550100							Question	College Summary	Department Summary				
Response Rate		Mean	STD	Median	College Summary		Mean	STD	Median	Department Summary	Mean	STD	Median
7/25 (28.00%)		4.86	0.38	5.00	141		4.45	0.87	5.00	56	4.41	1.02	5.00

7 - Overall, my instructor is effective.

Response Option				Weight	Frequency	Percent	Percent Responses	Means					
Strongly Agree				(5)	6	85.71%							
Agree				(4)	1	14.29%							
Neutral				(3)	0	0.00%							
Disagree				(2)	0	0.00%							
Strongly Disagree				(1)	0	0.00%							
0 25 50 100							Question	College Summary	Department Summary				
Response Rate		Mean	STD	Median	College Summary		Mean	STD	Median	Department Summary	Mean	STD	Median
7/25 (28.00%)		4.86	0.38	5.00	141		4.54	0.60	5.00	56	4.57	0.66	5.00

8 - I have learned a lot in this course.

Response Option				Weight	Frequency	Percent	Percent Responses	Means						
Strongly Agree				(5)	5	71.43%								
Agree				(4)	2	28.57%								
Neutral				(3)	0	0.00%								
Disagree				(2)	0	0.00%								
Strongly Disagree				(1)	0	0.00%								
0 25 50 100							Question	College Summary	Department Summary					
Response Rate		Mean	STD	Median	College Summary		Mean	STD	Median	Department Summary		Mean	STD	Median
7/25 (28.00%)		4.71	0.49	5.00	141		4.40	0.82	5.00	56		4.32	0.96	5.00

Western Kentucky University

Spring 2025 2nd Bi-Term Course Evaluations

Course: LITE537740: PRINCIPLES OF EDUCATIONAL TECH
Instructor: Jeremy Logsdon *
Response Rate: 7/25 (28.00 %)

9 - My instructor treats me fairly with regard to race, age, sex, religion, national origin, disability, gender identity, and sexual orientation.

Response Option		Weight	Frequency	Percent	Percent Responses	Means								
Strongly Agree		(5)	6	85.71%										
Agree		(4)	1	14.29%										
Neutral		(3)	0	0.00%										
Disagree		(2)	0	0.00%										
Strongly Disagree		(1)	0	0.00%										
					0	25	50	100	Question	College Summary	Department Summary			
Response Rate		Mean	STD	Median	College Summary		Mean	STD	Median	Department Summary		Mean	STD	Median
7/25 (28.00%)		4.86	0.38	5.00	141		4.82	0.40	5.00	56		4.84	0.42	5.00

10 - This course has clearly stated objectives.

Response Option		Weight	Frequency	Percent	Percent Responses	Means								
Strongly Agree		(5)	6	85.71%			Question		College Summary		Department Summary			
Agree		(4)	1	14.29%										
Neutral		(3)	0	0.00%										
Disagree		(2)	0	0.00%										
Strongly Disagree		(1)	0	0.00%										
02550100														
Response Rate		Mean	STD	Median	College Summary		Mean	STD	Median	Department Summary		Mean	STD	Median
7/25 (28.00%)		4.86	0.38	5.00	56		4.59	0.71	5.00	56		4.59	0.71	5.00

11 - This course helped me understand the connections between educational theory and practice.

Response Option				Weight	Frequency	Percent	Percent Responses	Means					
Strongly Agree				(5)	5	71.43%							
Agree				(4)	2	28.57%							
Neutral				(3)	0	0.00%							
Disagree				(2)	0	0.00%							
Strongly Disagree				(1)	0	0.00%							
0 25 50 100							Question	College Summary	Department Summary				
Response Rate		Mean	STD	Median	College Summary		Mean	STD	Median	Department Summary	Mean	STD	Median
7/25 (28.00%)		4.71	0.49	5.00	56		4.39	0.97	5.00	56	4.39	0.97	5.00

12 - This course helped me understand how to apply principles and concepts.

Response Option				Weight	Frequency	Percent	Percent Responses	Means						
Strongly Agree				(5)	5	71.43%								
Agree				(4)	2	28.57%								
Neutral				(3)	0	0.00%								
Disagree				(2)	0	0.00%								
Strongly Disagree				(1)	0	0.00%								
0 25 50 100								Question	College Summary	Department Summary				
Response Rate		Mean	STD	Median	College Summary		Mean	STD	Median	Department Summary		Mean	STD	Median
7/25 (28.00%)		4.71	0.49	5.00	56		4.41	0.99	5.00	56		4.41	0.99	5.00

Western Kentucky University

Spring 2025 2nd Bi-Term Course Evaluations

Course: LITE537740: PRINCIPLES OF EDUCATIONAL TECH
Instructor: Jeremy Logsdon *
Response Rate: 7/25 (28.00 %)

13 - The evaluation procedures used were consistent with those described at the beginning of the course.

Response Option				Weight	Frequency	Percent	Percent Responses	Means						
Strongly Agree				(5)	6	85.71%								
Agree				(4)	1	14.29%								
Neutral				(3)	0	0.00%								
Disagree				(2)	0	0.00%								
Strongly Disagree				(1)	0	0.00%								
							0	25	50	100	Question	College Summary	Department Summary	
Response Rate		Mean	STD	Median	College Summary		Mean	STD	Median	Department Summary		Mean	STD	Median
7/25 (28.00%)		4.86	0.38	5.00	56		4.46	0.85	5.00	56		4.46	0.85	5.00

14 - My instructor regularly used exams, assignments, projects, class discussions, or other activities to measure progress.

Response Option		Weight	Frequency	Percent	Percent Responses	Means						
Strongly Agree		(5)	5	71.43%								
Agree		(4)	2	28.57%								
Neutral		(3)	0	0.00%								
Disagree		(2)	0	0.00%								
Strongly Disagree		(1)	0	0.00%								
					0	25	50	100	Question	College Summary	Department Summary	
Response Rate		Mean	STD	Median	College Summary	Mean	STD	Median	Department Summary	Mean	STD	Median
7/25 (28.00%)		4.71	0.49	5.00	56	4.63	0.52	5.00	56	4.63	0.52	5.00

15 - My instructor met classes regularly or made other arrangements in his/her absence.

Response Option				Weight	Frequency	Percent	Percent Responses	Means						
Strongly Agree				(5)	6	85.71%	<div><div></div></div>	<div><div>4.86</div><div>4.34</div><div>4.34</div></div>						
Agree				(4)	1	14.29%	<div><div></div></div>							
Neutral				(3)	0	0.00%	<div><div></div></div>							
Disagree				(2)	0	0.00%	<div><div></div></div>							
Strongly Disagree				(1)	0	0.00%	<div><div></div></div>							
							0	25	50	100	Question	College Summary	Department Summary	
Response Rate		Mean	STD	Median	College Summary		Mean	STD	Median	Department Summary		Mean	STD	Median
7/25 (28.00%)		4.86	0.38	5.00	56		4.34	0.82	5.00	56		4.34	0.82	5.00

16 - Please provide additional feedback:

Response Rate	2/25 (8%)
<ul style="list-style-type: none"> • If I could take Dr. Logsdon for every class, I would! • I have truly enjoyed this course and I feel like it helped me grow more technology skills. Dr. Logsdon has been a wonderful professor and always goes above and beyond with his weekly videos. 	