

# Western Kentucky University


## Spring 2025 1st Bi-Term Course Evaluations

**Course:** LITE535730: SURVEY OF EDUCATIONAL TECHNOLO


**Instructor:** Jeremy Logsdon \*

**Response Rate:** 6/25 (24.00 %)


### 1 - What is your expected grade in this course?

Response Option	Weight	Frequency	Percent	Percent Responses	Means			
A	(1)	4	66.67%					
B	(2)	2	33.33%					
C	(3)	0	0.00%					
D	(4)	0	0.00%					
F	(5)	0	0.00%					
				0 25 50 100				
Response Rate								
6/25 (24.00%)								

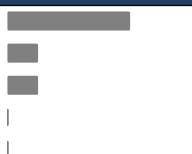

### 2 - My instructor is organized and well-prepared for class.

Response Option		Weight	Frequency	Percent	Percent Responses	Means								
Strongly Agree		(5)	4	66.67%		4.67		4.72	4.70					
Agree		(4)	2	33.33%										
Neutral		(3)	0	0.00%										
Disagree		(2)	0	0.00%										
Strongly Disagree		(1)	0	0.00%										
					02550100	Question		College Summary	Department Summary					
Response Rate		Mean	STD	Median	College Summary		Mean	STD	Median	Department Summary		Mean	STD	Median
6/25 (24.00%)		4.67	0.52	5.00	83		4.72	0.53	5.00	43		4.70	0.60	5.00

### 3 - Expectations for course assignments are clear and specific.

Response Option		Weight	Frequency	Percent	Percent Responses	Means								
Strongly Agree		(5)	5	83.33%		4.67	4.60	4.47						
Agree		(4)	0	0.00%										
Neutral		(3)	1	16.67%										
Disagree		(2)	0	0.00%										
Strongly Disagree		(1)	0	0.00%										
					02550100	Question	College Summary	Department Summary						
Response Rate		Mean	STD	Median	College Summary		Mean	STD	Median	Department Summary		Mean	STD	Median
6/25 (24.00%)		4.67	0.82	5.00	83		4.60	0.75	5.00	43		4.47	0.85	5.00

### 4 - Assignments/exams are aligned with course learning objectives.

Response Option				Weight	Frequency	Percent	Percent Responses	Means			
Strongly Agree				(5)	4	66.67%					
Agree				(4)	1	16.67%					
Neutral				(3)	1	16.67%					
Disagree				(2)	0	0.00%					
Strongly Disagree				(1)	0	0.00%					
02550100							Question	College Summary	Department Summary		
Response Rate		Mean	STD	Median	College Summary		Mean	STD	Median	Department Summary	
6/25 (24.00%)		4.50	0.84	5.00	83		4.75	0.51	5.00	43	

# Western Kentucky University

## Spring 2025 1st Bi-Term Course Evaluations

**Course:** LITE535730: SURVEY OF EDUCATIONAL TECHNOLO  
**Instructor:** Jeremy Logsdon \*  
**Response Rate:** 6/25 (24.00 %)

### 5 - This course has effectively challenged me to think.

Response Option		Weight	Frequency	Percent	Percent Responses	Means								
Strongly Agree		(5)	4	66.67%										
Agree		(4)	2	33.33%										
Neutral		(3)	0	0.00%										
Disagree		(2)	0	0.00%										
Strongly Disagree		(1)	0	0.00%										
					0	25	50	100	Question	College Summary	Department Summary			
Response Rate		Mean	STD	Median	College Summary		Mean	STD	Median	Department Summary		Mean	STD	Median
6/25 (24.00%)		4.67	0.52	5.00	83		4.71	0.53	5.00	43		4.74	0.49	5.00

### 6 - My instructor provides constructive feedback.

Response Option				Weight	Frequency	Percent	Percent Responses	Means					
Strongly Agree				(5)	4	66.67%							
Agree				(4)	2	33.33%							
Neutral				(3)	0	0.00%							
Disagree				(2)	0	0.00%							
Strongly Disagree				(1)	0	0.00%							
02550100							Question	College Summary	Department Summary				
Response Rate		Mean	STD	Median	College Summary		Mean	STD	Median	Department Summary	Mean	STD	Median
6/25 (24.00%)		4.67	0.52	5.00	83		4.55	0.77	5.00	43	4.58	0.76	5.00

### 7 - Overall, my instructor is effective.

Response Option				Weight	Frequency	Percent	Percent Responses	Means						
Strongly Agree				(5)	4	66.67%								
Agree				(4)	2	33.33%								
Neutral				(3)	0	0.00%								
Disagree				(2)	0	0.00%								
Strongly Disagree				(1)	0	0.00%								
0 25 50 100							Question	College Summary	Department Summary					
Response Rate		Mean	STD	Median	College Summary		Mean	STD	Median	Department Summary		Mean	STD	Median
6/25 (24.00%)		4.67	0.52	5.00	83		4.60	0.62	5.00	43		4.58	0.63	5.00

### 8 - I have learned a lot in this course.

Response Option				Weight	Frequency	Percent	Percent Responses	Means						
Strongly Agree				(5)	4	66.67%								
Agree				(4)	1	16.67%								
Neutral				(3)	1	16.67%								
Disagree				(2)	0	0.00%								
Strongly Disagree				(1)	0	0.00%								
0 25 50 100							Question	College Summary	Department Summary					
Response Rate		Mean	STD	Median	College Summary		Mean	STD	Median	Department Summary		Mean	STD	Median
6/25 (24.00%)		4.50	0.84	5.00	83		4.47	0.75	5.00	43		4.47	0.70	5.00

# Western Kentucky University

## Spring 2025 1st Bi-Term Course Evaluations

**Course:** LITE535730: SURVEY OF EDUCATIONAL TECHNOLO  
**Instructor:** Jeremy Logsdon \*  
**Response Rate:** 6/25 (24.00 %)

### 9 - My instructor treats me fairly with regard to race, age, sex, religion, national origin, disability, gender identity, and sexual orientation.

Response Option		Weight	Frequency	Percent	Percent Responses	Means								
Strongly Agree		(5)	5	83.33%										
Agree		(4)	1	16.67%										
Neutral		(3)	0	0.00%										
Disagree		(2)	0	0.00%										
Strongly Disagree		(1)	0	0.00%										
					0	25	50	100	Question	College Summary	Department Summary			
Response Rate		Mean	STD	Median	College Summary		Mean	STD	Median	Department Summary		Mean	STD	Median
6/25 (24.00%)		4.83	0.41	5.00	83		4.83	0.38	5.00	43		4.86	0.35	5.00

### 10 - This course has clearly stated objectives.

Response Option				Weight	Frequency	Percent	Percent Responses	Means					
Strongly Agree				(5)	4	66.67%							
Agree				(4)	1	16.67%							
Neutral				(3)	1	16.67%							
Disagree				(2)	0	0.00%							
Strongly Disagree				(1)	0	0.00%							
0 25 50 100							Question	College Summary	Department Summary				
Response Rate		Mean	STD	Median	College Summary		Mean	STD	Median	Department Summary	Mean	STD	Median
6/25 (24.00%)		4.50	0.84	5.00	43		4.70	0.64	5.00	43	4.70	0.64	5.00

### 11 - This course helped me understand the connections between educational theory and practice.

Response Option				Weight	Frequency	Percent	Percent Responses	Means					
Strongly Agree				(5)	4	66.67%			4.33	4.56	4.56		
Agree				(4)	0	0.00%							
Neutral				(3)	2	33.33%							
Disagree				(2)	0	0.00%							
Strongly Disagree				(1)	0	0.00%							
02550100							Question	College Summary	Department Summary				
Response Rate		Mean	STD	Median	College Summary		Mean	STD	Median	Department Summary	Mean	STD	Median
6/25 (24.00%)		4.33	1.03	5.00	43		4.56	0.73	5.00	43	4.56	0.73	5.00

### 12 - This course helped me understand how to apply principles and concepts.

Response Option				Weight	Frequency	Percent	Percent Responses	Means				
Strongly Agree				(5)	4	66.67%						
Agree				(4)	2	33.33%						
Neutral				(3)	0	0.00%						
Disagree				(2)	0	0.00%						
Strongly Disagree				(1)	0	0.00%						
02550100							Question	College Summary	Department Summary			
Response Rate		Mean	STD	Median	College Summary	Mean	STD	Median	Department Summary	Mean	STD	Median
6/25 (24.00%)		4.67	0.52	5.00	43	4.63	0.49	5.00	43	4.63	0.49	5.00

Western Kentucky University  
Spring 2025 1st Bi-Term Course Evaluations

Course: LITE535730: SURVEY OF EDUCATIONAL TECHNOLO  
Instructor: Jeremy Logsdon \*  
Response Rate: 6/25 (24.00 %)

13 - The evaluation procedures used were consistent with those described at the beginning of the course.

Response Option		Weight	Frequency	Percent	Percent Responses	Means							
Strongly Agree		(5)	4	66.67%									
Agree		(4)	2	33.33%									
Neutral		(3)	0	0.00%									
Disagree		(2)	0	0.00%									
Strongly Disagree		(1)	0	0.00%									
						0	25	50	100	Question	College Summary	Department Summary	
Response Rate		Mean	STD	Median	College Summary	Mean	STD	Median	Department Summary	Mean	STD	Median	
6/25 (24.00%)		4.67	0.52	5.00	43	4.63	0.54	5.00	43	4.63	0.54	5.00	

14 - My instructor regularly used exams, assignments, projects, class discussions, or other activities to measure progress.

Response Option		Weight	Frequency	Percent	Percent Responses	Means							
Strongly Agree		(5)	4	66.67%									
Agree		(4)	2	33.33%									
Neutral		(3)	0	0.00%									
Disagree		(2)	0	0.00%									
Strongly Disagree		(1)	0	0.00%									
						0	25	50	100	Question	College Summary	Department Summary	
Response Rate		Mean	STD	Median	College Summary	Mean	STD	Median	Department Summary	Mean	STD	Median	
6/25 (24.00%)		4.67	0.52	5.00	43	4.60	0.66	5.00	43	4.60	0.66	5.00	

15 - My instructor met classes regularly or made other arrangements in his/her absence.

Response Option		Weight	Frequency	Percent	Percent Responses	Means						
Strongly Agree		(5)	4	66.67%								
Agree		(4)	2	33.33%								
Neutral		(3)	0	0.00%								
Disagree		(2)	0	0.00%								
Strongly Disagree		(1)	0	0.00%								
					0	25	50	100	Question	College Summary	Department Summary	
Response Rate		Mean	STD	Median	College Summary	Mean	STD	Median	Department Summary	Mean	STD	Median
6/25 (24.00%)		4.67	0.52	5.00	43	4.33	0.87	5.00	43	4.33	0.87	5.00

16 - Please provide additional feedback:

Response Rate		1/25 (4%)
• I struggled with the ambiguous instructions that were provided.		