


Western Kentucky University


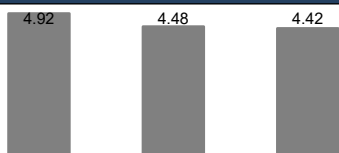
Fall 2024 Full Term Course Evaluations

Course: LITE535700: SURVEY OF EDUCATIONAL TECHNOLO
Instructor: Jeremy Logsdon *
Response Rate: 12/30 (40.00 %)


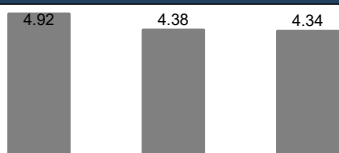
1 - What is your expected grade in this course?

Response Option	Weight	Frequency	Percent	Percent Responses	Means			
A	(1)	10	83.33%					
B	(2)	1	8.33%					
C	(3)	0	0.00%					
D	(4)	0	0.00%					
F	(5)	1	8.33%					
				0 25 50 100				
Response Rate								
12/30 (40.00%)								


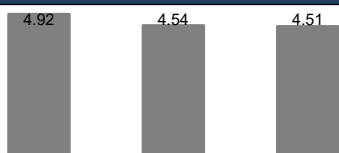
2 - My instructor is organized and well-prepared for class.

Response Option		Weight	Frequency	Percent	Percent Responses	Means								
Strongly Agree		(5)	11	91.67%										
Agree		(4)	1	8.33%										
Neutral		(3)	0	0.00%										
Disagree		(2)	0	0.00%										
Strongly Disagree		(1)	0	0.00%										
					02550100	Question		College Summary		Department Summary				
Response Rate		Mean	STD	Median	College Summary		Mean	STD	Median	Department Summary		Mean	STD	Median
12/30 (40.00%)		4.92	0.29	5.00	3296		4.48	0.87	5.00	1232		4.42	0.97	5.00

3 - Expectations for course assignments are clear and specific.

Response Option				Weight	Frequency	Percent	Percent Responses		Means									
Strongly Agree				(5)	11	91.67%												
Agree				(4)	1	8.33%												
Neutral				(3)	0	0.00%												
Disagree				(2)	0	0.00%												
Strongly Disagree				(1)	0	0.00%												
							0	25	50	100	Question		College Summary		Department Summary			
Response Rate		Mean	STD	Median	College Summary		Mean	STD	Median	Department Summary		Mean	STD	Median				
12/30 (40.00%)		4.92	0.29	5.00	3296		4.38	0.96	5.00	1232		4.34	1.02	5.00				

4 - Assignments/exams are aligned with course learning objectives.

Response Option		Weight	Frequency	Percent	Percent Responses	Means								
Strongly Agree		(5)	11	91.67%										
Agree		(4)	1	8.33%										
Neutral		(3)	0	0.00%										
Disagree		(2)	0	0.00%										
Strongly Disagree		(1)	0	0.00%										
					02550100	Question	College Summary	Department Summary						
Response Rate		Mean	STD	Median	College Summary		Mean	STD	Median	Department Summary		Mean	STD	Median
12/30 (40.00%)		4.92	0.29	5.00	3296		4.54	0.76	5.00	1232		4.51	0.79	5.00

Western Kentucky University

Fall 2024 Full Term Course Evaluations

Course: LITE535700: SURVEY OF EDUCATIONAL TECHNOLO
Instructor: Jeremy Logsdon *
Response Rate: 12/30 (40.00 %)

5 - This course has effectively challenged me to think.

Response Option		Weight	Frequency	Percent	Percent Responses	Means								
Strongly Agree		(5)	10	83.33%										
Agree		(4)	2	16.67%										
Neutral		(3)	0	0.00%										
Disagree		(2)	0	0.00%										
Strongly Disagree		(1)	0	0.00%										
					0	25	50	100	Question	College Summary	Department Summary			
Response Rate		Mean	STD	Median	College Summary		Mean	STD	Median	Department Summary		Mean	STD	Median
12/30 (40.00%)		4.83	0.39	5.00	3296		4.39	0.93	5.00	1232		4.40	0.91	5.00

6 - My instructor provides constructive feedback.

Response Option				Weight	Frequency	Percent	Percent Responses	Means					
Strongly Agree				(5)	11	91.67%							
Agree				(4)	1	8.33%							
Neutral				(3)	0	0.00%							
Disagree				(2)	0	0.00%							
Strongly Disagree				(1)	0	0.00%							
02550100							Question	College Summary	Department Summary				
Response Rate		Mean	STD	Median	College Summary		Mean	STD	Median	Department Summary	Mean	STD	Median
12/30 (40.00%)		4.92	0.29	5.00	3296		4.33	0.97	5.00	1232	4.31	1.01	5.00

7 - Overall, my instructor is effective.

Response Option			Weight	Frequency	Percent	Percent Responses		Means						
Strongly Agree			(5)	11	91.67%									
Agree			(4)	1	8.33%									
Neutral			(3)	0	0.00%									
Disagree			(2)	0	0.00%									
Strongly Disagree			(1)	0	0.00%									
02550100						Question		College Summary	Department Summary					
Response Rate		Mean	STD	Median	College Summary		Mean	STD	Median	Department Summary		Mean	STD	Median
12/30 (40.00%)		4.92	0.29	5.00	3296		4.40	0.93	5.00	1232		4.37	0.96	5.00

8 - I have learned a lot in this course.





Response Option				Weight	Frequency	Percent	Percent Responses	Means					
Strongly Agree				(5)	8	66.67%							
Agree				(4)	4	33.33%							
Neutral				(3)	0	0.00%							
Disagree				(2)	0	0.00%							
Strongly Disagree				(1)	0	0.00%							
02550100								Question	College Summary	Department Summary			
Response Rate		Mean	STD	Median	College Summary		Mean	STD	Median	Department Summary	Mean	STD	Median
12/30 (40.00%)		4.67	0.49	5.00	3296		4.32	0.97	5.00	1232	4.33	0.95	5.00

Western Kentucky University





Fall 2024 Full Term Course Evaluations

Course: LITE535700: SURVEY OF EDUCATIONAL TECHNOLO
Instructor: Jeremy Logsdon *
Response Rate: 12/30 (40.00 %)





9 - My instructor treats me fairly with regard to race, age, sex, religion, national origin, disability, gender identity, and sexual orientation.

Response Option		Weight	Frequency	Percent	Percent Responses	Means								
Strongly Agree		(5)	11	91.67%										
Agree		(4)	1	8.33%										
Neutral		(3)	0	0.00%										
Disagree		(2)	0	0.00%										
Strongly Disagree		(1)	0	0.00%										
					02550100	Question	College Summary	Department Summary						
Response Rate		Mean	STD	Median	College Summary		Mean	STD	Median	Department Summary		Mean	STD	Median
12/30 (40.00%)		4.92	0.29	5.00	3296		4.77	0.53	5.00	1232		4.74	0.58	5.00





10 - This course has clearly stated objectives.

Response Option				Weight	Frequency	Percent	Percent Responses	Means						
Strongly Agree				(5)	11	91.67%								
Agree				(4)	1	8.33%								
Neutral				(3)	0	0.00%								
Disagree				(2)	0	0.00%								
Strongly Disagree				(1)	0	0.00%								
0 25 50 100							Question	College Summary	Department Summary					
Response Rate		Mean	STD	Median	College Summary		Mean	STD	Median	Department Summary		Mean	STD	Median
12/30 (40.00%)		4.92	0.29	5.00	1232		4.45	0.89	5.00	1232		4.45	0.89	5.00

11 - This course helped me understand the connections between educational theory and practice.

Response Option			Weight	Frequency	Percent	Percent Responses		Means						
Strongly Agree			(5)	11	91.67%									
Agree			(4)	1	8.33%									
Neutral			(3)	0	0.00%									
Disagree			(2)	0	0.00%									
Strongly Disagree			(1)	0	0.00%									
						0	25	50	100	Question	College Summary	Department Summary		
Response Rate		Mean	STD	Median	College Summary		Mean	STD	Median	Department Summary		Mean	STD	Median
12/30 (40.00%)		4.92	0.29	5.00	1232		4.43	0.88	5.00	1232		4.43	0.88	5.00

12 - This course helped me understand how to apply principles and concepts.

Response Option			Weight	Frequency	Percent	Percent Responses	Means							
Strongly Agree			(5)	11	91.67%									
Agree			(4)	1	8.33%									
Neutral			(3)	0	0.00%									
Disagree			(2)	0	0.00%									
Strongly Disagree			(1)	0	0.00%									
02550100						Question	College Summary	Department Summary						
Response Rate		Mean	STD	Median	College Summary		Mean	STD	Median	Department Summary		Mean	STD	Median
12/30 (40.00%)		4.92	0.29	5.00	1232		4.43	0.87	5.00	1232		4.43	0.87	5.00

Western Kentucky University


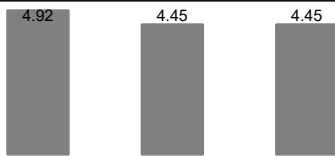
Fall 2024 Full Term Course Evaluations

Course: LITE535700: SURVEY OF EDUCATIONAL TECHNOLO

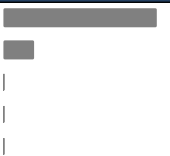
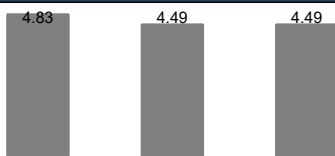
Instructor: Jeremy Logsdon *

Response Rate: 12/30 (40.00 %)


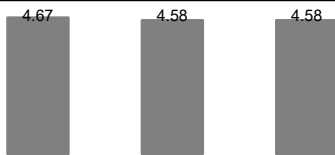
13 - The evaluation procedures used were consistent with those described at the beginning of the course.

Response Option		Weight	Frequency	Percent	Percent Responses	Means						
Strongly Agree		(5)	11	91.67%								
Agree		(4)	1	8.33%								
Neutral		(3)	0	0.00%								
Disagree		(2)	0	0.00%								
Strongly Disagree		(1)	0	0.00%								
					02550100	Question	College Summary	Department Summary				
Response Rate		Mean	STD	Median	College Summary	Mean	STD	Median	Department Summary	Mean	STD	Median
12/30 (40.00%)		4.92	0.29	5.00	1232	4.45	0.85	5.00	1232	4.45	0.85	5.00

14 - My instructor regularly used exams, assignments, projects, class discussions, or other activities to measure progress.

Response Option		Weight	Frequency	Percent	Percent Responses	Means						
Strongly Agree		(5)	10	83.33%								
Agree		(4)	2	16.67%								
Neutral		(3)	0	0.00%								
Disagree		(2)	0	0.00%								
Strongly Disagree		(1)	0	0.00%								
					02550100	Question	College Summary	Department Summary				
Response Rate		Mean	STD	Median	College Summary	Mean	STD	Median	Department Summary	Mean	STD	Median
12/30 (40.00%)		4.83	0.39	5.00	1232	4.49	0.79	5.00	1232	4.49	0.79	5.00

15 - My instructor met classes regularly or made other arrangements in his/her absence.

Response Option		Weight	Frequency	Percent	Percent Responses	Means						
Strongly Agree		(5)	9	75.00%								
Agree		(4)	2	16.67%								
Neutral		(3)	1	8.33%								
Disagree		(2)	0	0.00%								
Strongly Disagree		(1)	0	0.00%								
					02550100	Question	College Summary	Department Summary				
Response Rate		Mean	STD	Median	College Summary	Mean	STD	Median	Department Summary	Mean	STD	Median
12/30 (40.00%)		4.67	0.65	5.00	1232	4.58	0.71	5.00	1232	4.58	0.71	5.00

16 - Please provide additional feedback:

Response Rate		1/30 (3.33%)
• I really enjoyed that there was so much freedom within this course to create products/projects that would be directly used within our classroom. I felt like the assessments in this class were all relevant, timely, and helpful to my practice as an educator.		